

World Cup 2018 - Wellbeing in Numbers

There are 32 countries in the 2018 World cup. They are:



Group A	Group B	Group C	Group D
Russia	Iran	France	Croatia
Uruguay	Portugal	Denmark	Iceland
Saudi Arabia	Spain	Australia	Argentina
Egypt	Morocco	Belgium	Nigeria
Group E	Group F	Group G	Group H
Serbia	Sweden	Belgium	Japan
Brazil	Mexico	England	Senegal
Switzerland	South Korea	Tunisia	Poland
Costa Rica	Germany	Panama	Colombia

The table overleaf lists the countries alphabetically. It includes 4 measures for wellbeing:

1. The Average Life Expectancy
Source: 2015 World Health Organisation report
Ranking for 183 countries in years
2. Happiness
Source: the 2018 United Nations annual World Happiness Report)
Ranking for 156 countries on a value scale of 0 to 10
3. Human Freedom
Source: the 2017 Human Freedom Index (from the Cato Institute)
Ranking for 159 countries on a value scale of 0 to 10
4. Lack of Corruption
Source: the 2017 Corruption Perception Index (from Transparency International)
Ranking for 180 countries on a value scale of 0 to 100

For each measure the lower the rank the better and the higher the value the better. Before looking at the table guess the answers to the questions in the box below.

1. Which World Cup country has the highest longevity, and which the lowest?

Highest Longevity: Guess

Highest Longevity: Actual

Lowest Longevity: Guess

Lowest Longevity: Actual

2. Which World Cup country is the happiest and which the least?

Happiest: Guess

Happiest: Actual

Unhappiest: Guess

Unhappiest: Actual

3. Which World Cup country has the highest human freedom, and which the lowest?

Highest Freedom: Guess

Highest Freedom: Actual

Lowest Freedom: Guess

Lowest Freedom: Actual






























4. Which World Cup country is the least corrupt and which the most?






























Least Corrupt: Guess






























Least Corrupt: Actual






























Most Corrupt: Guess

































Most Corrupt: Actual






























Country:	Life Expectancy		Happiness		Freedom		Lack of Corruption	
	Rank	Age	Rank	Score	Rank	Score	Rank	Score
 Argentina	50	76.3	29	6.388	108	6.46	85	39
 Australia	4	82.8	10	7.272	5	8.60	13	77
 Belgium	21	81.1	116	6.927	22	8.31	16	75
 Brazil	67	75	28	6.419	120	6.32	96	37
 Colombia	73	74.8	37	6.260	93	6.65	96	37
 Costa Rica	30	79.6	13	7.072	38	7.89	38	59
 Croatia	36	78	82	5.321	43	7.75	57	49
 Denmark	27	80.6	3	7.555	8	8.56	2	88
 Egypt	107	70.9	122	4.419	155	4.79	117	32
 England	20	81.2	19	6.814	9	8.55	8	82
 France	9	82.4	23	6.489	33	8.04	23	70
 Germany	24	81	15	6.965	16	8.45	12	81
 Iceland	6	82.7	4	7.495	31	8.12	13	77
 Iran	62	75.5	106	4.707	154	4.83	130	30
 Japan	1	86.8	54	5.915	27	8.20	20	73
 Mexico	46	76.7	24	6.488	73	6.93	135	29
 Morocco	83	74.3	85	5.254	122	6.23	81	40
 Nigeria	177	54.5	91	5.155	133	5.92	148	27
 Panama	37	77.8	27	6.430	48	7.65	96	37
 Peru	62	75.5	65	5.663	51	7.44	96	37
 Poland	41	77.5	42	6.123	32	8.08	36	60
 Portugal	21	81.1	77	5.410	22	8.31	29	63
 Russia	110	70.5	59	5.810	126	6.11	135	29
 Saudi Arabia	80	74.5	33	6.371	149	5.37	57	49
 Senegal	128	66.7	109	4.631	108	6.46	66	45
 Serbia	60	75.6	78	5.398	55	7.30	77	41
 South Korea	11	82.3	57	5.875	29	8.17	51	54
 Spain	4	82.8	34	6.310	30	8.14	42	57
 Sweden	9	82.4	9	7.314	13	8.48	6	84
Switzerland	2	83.4	5	7.487	1	8.89	3	85
Tunisia	65	75.3	111	4.592	111	6.44	74	42
Uruguay	44	77	31	6.379	42	7.79	23	70






























Country:	Life Expectancy		Happiness		Freedom		Lack of Corruption	
	Rank	Age	Rank	Score	Rank	Score	Rank	Score
 Argentina	50	76.3	29	6.388	108	6.46	85	39
 Australia	4	82.8	10	7.272	5	8.60	13	77
 Belgium	21	81.1	116	6.927	22	8.31	16	75
 Brazil	67	75	28	6.419	120	6.32	96	37
 Colombia	73	74.8	37	6.260	93	6.65	96	37
 Costa Rica	30	79.6	13	7.072	38	7.89	38	59
 Croatia	36	78	82	5.321	43	7.75	57	49
 Denmark	27	80.6			8	8.56		
 Egypt	107	70.9	122	4.419	155	4.79	117	32
 England	20	81.2	19	6.814	9	8.55	8	82
 France	9	82.4	23	6.489	33	8.04	23	70
 Germany	24	81	15	6.965	16	8.45	12	81
 Iceland	6	82.7	4	7.495	31	8.12	13	77
 Iran	62	75.5	106	4.707	154	4.83	130	30
 Japan			54	5.915	27	8.20	20	73
 Mexico	46	76.7	24	6.488	73	6.93	135	29
 Morocco	83	74.3	85	5.254	122	6.23	81	40
 Nigeria	177	54.5	91	5.155	133	5.92	148	27
 Panama	37	77.8	27	6.430	48	7.65	96	37
 Peru	62	75.5	65	5.663	51	7.44	96	37
 Poland	41	77.5	42	6.123	32	8.08	36	60
 Portugal	21	81.1	77	5.410	22	8.31	29	63
 Russia	110	70.5	59	5.810	126	6.11	135	29
 Saudi Arabia	80	74.5	33	6.371	149	5.37	57	49
 Senegal	128	66.7	109	4.631	108	6.46	66	45
 Serbia	60	75.6	78	5.398	55	7.30	77	41
 South Korea	11	82.3	57	5.875	29	8.17	51	54
 Spain	4	82.8	34	6.310	30	8.14	42	57
 Sweden	9	82.4	9	7.314	13	8.48	6	84
Switzerland	2	83.4	5	7.487			3	85
Tunisia	65	75.3	111	4.592	111	6.44	74	42
Uruguay	44	77	31	6.379	42	7.79	23	70






























Country:	Life Expectancy		Happiness		Freedom		Lack of Corruption	
	Rank	Age	Rank	Score	Rank	Score	Rank	Score
 Argentina	50	76.3	29	6.388	108	6.46	85	39
 Australia	4	82.8	10	7.272	5	8.60	13	77
 Belgium	21	81.1	116	6.927	22	8.31	16	75
 Brazil	67	75	28	6.419	120	6.32	96	37
 Colombia	73	74.8	37	6.260	93	6.65	96	37
 Costa Rica	30	79.6	13	7.072	38	7.89	38	59
 Croatia	36	78	82	5.321	43	7.75	57	49
 Denmark	27	80.6	3	7.555	8	8.56	2	88
 Egypt	107	70.9					117	32
 England	20	81.2	19	6.814	9	8.55	8	82
 France	9	82.4	23	6.489	33	8.04	23	70
 Germany	24	81	15	6.965	16	8.45	12	81
 Iceland	6	82.7	4	7.495	31	8.12	13	77
 Iran	62	75.5	106	4.707	154	4.83	130	30
 Japan	1	86.8	54	5.915	27	8.20	20	73
 Mexico	46	76.7	24	6.488	73	6.93	135	29
 Morocco	83	74.3	85	5.254	122	6.23	81	40
 Nigeria			91	5.155	133	5.92		
 Panama	37	77.8	27	6.430	48	7.65	96	37
 Peru	62	75.5	65	5.663	51	7.44	96	37
 Poland	41	77.5	42	6.123	32	8.08	36	60
 Portugal	21	81.1	77	5.410	22	8.31	29	63
 Russia	110	70.5	59	5.810	126	6.11	135	29
 Saudi Arabia	80	74.5	33	6.371	149	5.37	57	49
 Senegal	128	66.7	109	4.631	108	6.46	66	45
 Serbia	60	75.6	78	5.398	55	7.30	77	41
 South Korea	11	82.3	57	5.875	29	8.17	51	54
 Spain	4	82.8	34	6.310	30	8.14	42	57
 Sweden	9	82.4	9	7.314	13	8.48	6	84
Switzerland	2	83.4	5	7.487	1	8.89	3	85
Tunisia	65	75.3	111	4.592	111	6.44	74	42
Uruguay	44	77	31	6.379	42	7.79	23	70

































Country:	Life Expectancy		Happiness		Freedom		Lack of Corruption	
	Rank	Age	Rank	Score	Rank	Score	Rank	Score
 Argentina	50	76.3	29	6.388	108	6.46	85	39
 Australia	4	82.8	10	7.272	5	8.60	13	77
 Belgium	21	81.1	116	6.927	22	8.31	16	75
 Brazil	67	75	28	6.419	120	6.32	96	37
 Colombia	73	74.8	37	6.260	93	6.65	96	37
 Costa Rica	30	79.6	13	7.072	38	7.89	38	59
 Croatia	36	78	82	5.321	43	7.75	57	49
 Denmark	27	80.6	3	7.555	8	8.56	2	88
 Egypt	107	70.9	122	4.419	155	4.79	117	32
 England	20	81.2	19	6.814	9	8.55	8	82
 France	9	82.4	23	6.489	33	8.04	23	70
 Germany	24	81	15	6.965	16	8.45	12	81
 Iceland	6	82.7	4	7.495	31	8.12	13	77
 Iran								
 Japan	1	86.8	54	5.915	27	8.20	20	73
 Mexico	46	76.7	24	6.488	73	6.93	135	29
 Morocco								
 Nigeria	177	54.5	91	5.155	133	5.92	148	27
 Panama	37	77.8	27	6.430	48	7.65	96	37
 Peru	62	75.5	65	5.663	51	7.44	96	37
 Poland	41	77.5	42	6.123	32	8.08	36	60
 Portugal								
 Russia	110	70.5	59	5.810	126	6.11	135	29
 Saudi Arabia	80	74.5	33	6.371	149	5.37	57	49
 Senegal	128	66.7	109	4.631	108	6.46	66	45
 Serbia	60	75.6	78	5.398	55	7.30	77	41
 South Korea	11	82.3	57	5.875	29	8.17	51	54
 Spain								
 Sweden	9	82.4	9	7.314	13	8.48	6	84
Switzerland	2	83.4	5	7.487	1	8.89	3	85
Tunisia	65	75.3	111	4.592	111	6.44	74	42
Uruguay	44	77	31	6.379	42	7.79	23	70






























Country:	Life Expectancy		Happiness		Freedom		Lack of Corruption	
	Rank	Age	Rank	Score	Rank	Score	Rank	Score
 Argentina	50	76.3	29	6.388	108	6.46	85	39
 Australia								
 Belgium								
 Brazil	67	75	28	6.419	120	6.32	96	37
 Colombia	73	74.8	37	6.260	93	6.65	96	37
 Costa Rica	30	79.6	13	7.072	38	7.89	38	59
 Croatia	36	78	82	5.321	43	7.75	57	49
 Denmark								
 Egypt	107	70.9	122	4.419	155	4.79	117	32
 England	20	81.2	19	6.814	9	8.55	8	82
 France								
 Germany	24	81	15	6.965	16	8.45	12	81
 Iceland	6	82.7	4	7.495	31	8.12	13	77
 Iran	62	75.5	106	4.707	154	4.83	130	30
 Japan	1	86.8	54	5.915	27	8.20	20	73
 Mexico	46	76.7	24	6.488	73	6.93	135	29
 Morocco	83	74.3	85	5.254	122	6.23	81	40
 Nigeria	177	54.5	91	5.155	133	5.92	148	27
 Panama	37	77.8	27	6.430	48	7.65	96	37
 Peru	62	75.5	65	5.663	51	7.44	96	37
 Poland	41	77.5	42	6.123	32	8.08	36	60
 Portugal	21	81.1	77	5.410	22	8.31	29	63
 Russia	110	70.5	59	5.810	126	6.11	135	29
 Saudi Arabia	80	74.5	33	6.371	149	5.37	57	49
 Senegal	128	66.7	109	4.631	108	6.46	66	45
 Serbia	60	75.6	78	5.398	55	7.30	77	41
 South Korea	11	82.3	57	5.875	29	8.17	51	54
 Spain	4	82.8	34	6.310	30	8.14	42	57
 Sweden	9	82.4	9	7.314	13	8.48	6	84
 Switzerland	2	83.4	5	7.487	1	8.89	3	85
 Tunisia	65	75.3	111	4.592	111	6.44	74	42
 Uruguay	44	77	31	6.379	42	7.79	23	70






























Country:	Life Expectancy		Happiness		Freedom		Lack of Corruption	
	Rank	Age	Rank	Score	Rank	Score	Rank	Score
 Argentina								
 Australia	4	82.8	10	7.272	5	8.60	13	77
 Belgium	21	81.1	116	6.927	22	8.31	16	75
 Brazil	67	75	28	6.419	120	6.32	96	37
 Colombia	73	74.8	37	6.260	93	6.65	96	37
 Costa Rica	30	79.6	13	7.072	38	7.89	38	59
 Croatia								
 Denmark	27	80.6	3	7.555	8	8.56	2	88
 Egypt	107	70.9	122	4.419	155	4.79	117	32
 England	20	81.2	19	6.814	9	8.55	8	82
 France	9	82.4	23	6.489	33	8.04	23	70
 Germany	24	81	15	6.965	16	8.45	12	81
 Iceland								
 Iran	62	75.5	106	4.707	154	4.83	130	30
 Japan	1	86.8	54	5.915	27	8.20	20	73
 Mexico	46	76.7	24	6.488	73	6.93	135	29
 Morocco	83	74.3	85	5.254	122	6.23	81	40
 Nigeria								
 Panama	37	77.8	27	6.430	48	7.65	96	37
 Peru	62	75.5	65	5.663	51	7.44	96	37
 Poland	41	77.5	42	6.123	32	8.08	36	60
 Portugal	21	81.1	77	5.410	22	8.31	29	63
 Russia	110	70.5	59	5.810	126	6.11	135	29
 Saudi Arabia	80	74.5	33	6.371	149	5.37	57	49
 Senegal	128	66.7	109	4.631	108	6.46	66	45
 Serbia	60	75.6	78	5.398	55	7.30	77	41
 South Korea	11	82.3	57	5.875	29	8.17	51	54
 Spain	4	82.8	34	6.310	30	8.14	42	57
 Sweden	9	82.4	9	7.314	13	8.48	6	84
Switzerland	2	83.4	5	7.487	1	8.89	3	85
Tunisia	65	75.3	111	4.592	111	6.44	74	42
Uruguay	44	77	31	6.379	42	7.79	23	70






























Country:	Life Expectancy		Happiness		Freedom		Lack of Corruption	
	Rank	Age	Rank	Score	Rank	Score	Rank	Score
 Argentina	50	76.3	29	6.388	108	6.46	85	39
 Australia	4	82.8	10	7.272	5	8.60	13	77
 Belgium	21	81.1	116	6.927	22	8.31	16	75
 Brazil								
 Colombia	73	74.8	37	6.260	93	6.65	96	37
 Costa Rica								
 Croatia	36	78	82	5.321	43	7.75	57	49
 Denmark	27	80.6	3	7.555	8	8.56	2	88
 Egypt	107	70.9	122	4.419	155	4.79	117	32
 England	20	81.2	19	6.814	9	8.55	8	82
 France	9	82.4	23	6.489	33	8.04	23	70
 Germany	24	81	15	6.965	16	8.45	12	81
 Iceland	6	82.7	4	7.495	31	8.12	13	77
 Iran	62	75.5	106	4.707	154	4.83	130	30
 Japan	1	86.8	54	5.915	27	8.20	20	73
 Mexico	46	76.7	24	6.488	73	6.93	135	29
 Morocco	83	74.3	85	5.254	122	6.23	81	40
 Nigeria	177	54.5	91	5.155	133	5.92	148	27
 Panama	37	77.8	27	6.430	48	7.65	96	37
 Peru	62	75.5	65	5.663	51	7.44	96	37
 Poland	41	77.5	42	6.123	32	8.08	36	60
 Portugal	21	81.1	77	5.410	22	8.31	29	63
 Russia	110	70.5	59	5.810	126	6.11	135	29
 Saudi Arabia	80	74.5	33	6.371	149	5.37	57	49
 Senegal	128	66.7	109	4.631	108	6.46	66	45
 Serbia								
 South Korea	11	82.3	57	5.875	29	8.17	51	54
 Spain	4	82.8	34	6.310	30	8.14	42	57
 Sweden	9	82.4	9	7.314	13	8.48	6	84
Switzerland								
Tunisia	65	75.3	111	4.592	111	6.44	74	42
Uruguay	44	77	31	6.379	42	7.79	23	70

Country:	Life Expectancy		Happiness		Freedom		Lack of Corruption	
	Rank	Age	Rank	Score	Rank	Score	Rank	Score
 Argentina	50	76.3	29	6.388	108	6.46	85	39
 Australia	4	82.8	10	7.272	5	8.60	13	77
 Belgium	21	81.1	116	6.927	22	8.31	16	75
 Brazil	67	75	28	6.419	120	6.32	96	37
 Colombia	73	74.8	37	6.260	93	6.65	96	37
 Costa Rica	30	79.6	13	7.072	38	7.89	38	59
 Croatia	36	78	82	5.321	43	7.75	57	49
 Denmark	27	80.6	3	7.555	8	8.56	2	88
 Egypt	107	70.9	122	4.419	155	4.79	117	32
 England	20	81.2	19	6.814	9	8.55	8	82
 France	9	82.4	23	6.489	33	8.04	23	70
 Germany								
 Iceland	6	82.7	4	7.495	31	8.12	13	77
 Iran	62	75.5	106	4.707	154	4.83	130	30
 Japan	1	86.8	54	5.915	27	8.20	20	73
 Mexico								
 Morocco	83	74.3	85	5.254	122	6.23	81	40
 Nigeria	177	54.5	91	5.155	133	5.92	148	27
 Panama	37	77.8	27	6.430	48	7.65	96	37
 Peru	62	75.5	65	5.663	51	7.44	96	37
 Poland	41	77.5	42	6.123	32	8.08	36	60
 Portugal	21	81.1	77	5.410	22	8.31	29	63
 Russia	110	70.5	59	5.810	126	6.11	135	29
 Saudi Arabia	80	74.5	33	6.371	149	5.37	57	49
 Senegal	128	66.7	109	4.631	108	6.46	66	45
 Serbia	60	75.6	78	5.398	55	7.30	77	41
 South Korea								
 Spain	4	82.8	34	6.310	30	8.14	42	57
 Sweden								
Switzerland	2	83.4	5	7.487	1	8.89	3	85
Tunisia	65	75.3	111	4.592	111	6.44	74	42
Uruguay	44	77	31	6.379	42	7.79	23	70

Country:	Life Expectancy		Happiness		Freedom		Lack of Corruption	
	Rank	Age	Rank	Score	Rank	Score	Rank	Score
 Argentina	50	76.3	29	6.388	108	6.46	85	39
 Australia	4	82.8	10	7.272	5	8.60	13	77
 Belgium								
 Brazil	67	75	28	6.419	120	6.32	96	37
 Colombia	73	74.8	37	6.260	93	6.65	96	37
 Costa Rica	30	79.6	13	7.072	38	7.89	38	59
 Croatia	36	78	82	5.321	43	7.75	57	49
 Denmark	27	80.6	3	7.555	8	8.56	2	88
 Egypt	107	70.9	122	4.419	155	4.79	117	32
 England								
 France	9	82.4	23	6.489	33	8.04	23	70
 Germany	24	81	15	6.965	16	8.45	12	81
 Iceland	6	82.7	4	7.495	31	8.12	13	77
 Iran	62	75.5	106	4.707	154	4.83	130	30
 Japan	1	86.8	54	5.915	27	8.20	20	73
 Mexico	46	76.7	24	6.488	73	6.93	135	29
 Morocco	83	74.3	85	5.254	122	6.23	81	40
 Nigeria	177	54.5	91	5.155	133	5.92	148	27
 Panama								
 Peru	62	75.5	65	5.663	51	7.44	96	37
 Poland	41	77.5	42	6.123	32	8.08	36	60
 Portugal	21	81.1	77	5.410	22	8.31	29	63
 Russia	110	70.5	59	5.810	126	6.11	135	29
 Saudi Arabia	80	74.5	33	6.371	149	5.37	57	49
 Senegal	128	66.7	109	4.631	108	6.46	66	45
 Serbia	60	75.6	78	5.398	55	7.30	77	41
 South Korea	11	82.3	57	5.875	29	8.17	51	54
 Spain	4	82.8	34	6.310	30	8.14	42	57
 Sweden	9	82.4	9	7.314	13	8.48	6	84
 Switzerland	2	83.4	5	7.487	1	8.89	3	85
 Tunisia								
 Uruguay	44	77	31	6.379	42	7.79	23	70

Country:	Life Expectancy		Happiness		Freedom		Lack of Corruption	
	Rank	Age	Rank	Score	Rank	Score	Rank	Score
 Argentina	50	76.3	29	6.388	108	6.46	85	39
 Australia	4	82.8	10	7.272	5	8.60	13	77
 Belgium	21	81.1	116	6.927	22	8.31	16	75
 Brazil	67	75	28	6.419	120	6.32	96	37
 Colombia								
 Costa Rica	30	79.6	13	7.072	38	7.89	38	59
 Croatia	36	78	82	5.321	43	7.75	57	49
 Denmark	27	80.6	3	7.555	8	8.56	2	88
 Egypt	107	70.9	122	4.419	155	4.79	117	32
 England	20	81.2	19	6.814	9	8.55	8	82
 France	9	82.4	23	6.489	33	8.04	23	70
 Germany	24	81	15	6.965	16	8.45	12	81
 Iceland	6	82.7	4	7.495	31	8.12	13	77
 Iran	62	75.5	106	4.707	154	4.83	130	30
 Japan								
 Mexico	46	76.7	24	6.488	73	6.93	135	29
 Morocco	83	74.3	85	5.254	122	6.23	81	40
 Nigeria	177	54.5	91	5.155	133	5.92	148	27
 Panama	37	77.8	27	6.430	48	7.65	96	37
 Peru	62	75.5	65	5.663	51	7.44	96	37
 Poland								
 Portugal	21	81.1	77	5.410	22	8.31	29	63
 Russia	110	70.5	59	5.810	126	6.11	135	29
 Saudi Arabia	80	74.5	33	6.371	149	5.37	57	49
 Senegal								
 Serbia	60	75.6	78	5.398	55	7.30	77	41
 South Korea	11	82.3	57	5.875	29	8.17	51	54
 Spain	4	82.8	34	6.310	30	8.14	42	57
 Sweden	9	82.4	9	7.314	13	8.48	6	84
Switzerland	2	83.4	5	7.487	1	8.89	3	85
Tunisia	65	75.3	111	4.592	111	6.44	74	42
Uruguay	44	77	31	6.379	42	7.79	23	70

Country:	Life Expectancy		Happiness		Freedom		Lack of Corruption	
	Rank	Age	Rank	Score	Rank	Score	Rank	Score
 Argentina	50	76.3	29	6.388	108	6.46	85	39
 Australia	4	82.8	10	7.272	5	8.60	13	77
 Belgium	21	81.1	116	6.927	22	8.31	16	75
 Brazil	67	75	28	6.419	120	6.32	96	37
 Colombia	73	74.8			93	6.65		
 Costa Rica	30	79.6	13	7.072	38	7.89	38	59
 Croatia	36	78	82	5.321	43	7.75	57	49
 Denmark	27	80.6	3	7.555	8	8.56	2	88
 Egypt	107	70.9	122	4.419	155	4.79	117	32
 England	20	81.2	19	6.814	9	8.55	8	82
 France	9	82.4	23	6.489	33	8.04	23	70
 Germany	24	81	15	6.965	16	8.45	12	81
 Iceland	6	82.7	4	7.495	31	8.12	13	77
 Iran	62	75.5	106	4.707	154	4.83	130	30
 Japan			54	5.915			20	73
 Mexico	46	76.7	24	6.488	73	6.93	135	29
 Morocco	83	74.3	85	5.254	122	6.23	81	40
 Nigeria	177	54.5	91	5.155	133	5.92	148	27
 Panama	37	77.8	27	6.430	48	7.65	96	37
 Peru	62	75.5	65	5.663	51	7.44	96	37
 Poland	41	77.5			32	8.08		
 Portugal	21	81.1	77	5.410	22	8.31	29	63
 Russia	110	70.5	59	5.810	126	6.11	135	29
 Saudi Arabia	80	74.5	33	6.371	149	5.37	57	49
 Senegal			109	4.631			66	45
 Serbia	60	75.6	78	5.398	55	7.30	77	41
 South Korea	11	82.3	57	5.875	29	8.17	51	54
 Spain	4	82.8	34	6.310	30	8.14	42	57
 Sweden	9	82.4	9	7.314	13	8.48	6	84
Switzerland	2	83.4	5	7.487	1	8.89	3	85
Tunisia	65	75.3	111	4.592	111	6.44	74	42
Uruguay	44	77	31	6.379	42	7.79	23	70

Country:	Life Expectancy		Happiness		Freedom		Lack of Corruption	
	Rank	Age	Rank	Score	Rank	Score	Rank	Score
 Argentina	50	76.3	29	6.388	108	6.46	85	39
 Australia	4	82.8	10	7.272	5	8.60	13	77
 Belgium	21	81.1	116	6.927	22	8.31	16	75
 Brazil	67	75	28	6.419	120	6.32	96	37
 Colombia			37	6.260			96	37
 Costa Rica	30	79.6	13	7.072	38	7.89	38	59
 Croatia	36	78	82	5.321	43	7.75	57	49
 Denmark	27	80.6	3	7.555	8	8.56	2	88
 Egypt	107	70.9	122	4.419	155	4.79	117	32
 England	20	81.2	19	6.814	9	8.55	8	82
 France	9	82.4	23	6.489	33	8.04	23	70
 Germany	24	81	15	6.965	16	8.45	12	81
 Iceland	6	82.7	4	7.495	31	8.12	13	77
 Iran	62	75.5	106	4.707	154	4.83	130	30
 Japan	1	86.8			27	8.20		
 Mexico	46	76.7	24	6.488	73	6.93	135	29
 Morocco	83	74.3	85	5.254	122	6.23	81	40
 Nigeria	177	54.5	91	5.155	133	5.92	148	27
 Panama	37	77.8	27	6.430	48	7.65	96	37
 Peru	62	75.5	65	5.663	51	7.44	96	37
 Poland			42	6.123			36	60
 Portugal	21	81.1	77	5.410	22	8.31	29	63
 Russia	110	70.5	59	5.810	126	6.11	135	29
 Saudi Arabia	80	74.5	33	6.371	149	5.37	57	49
 Senegal	128	66.7			108	6.46		
 Serbia	60	75.6	78	5.398	55	7.30	77	41
 South Korea	11	82.3	57	5.875	29	8.17	51	54
 Spain	4	82.8	34	6.310	30	8.14	42	57
 Sweden	9	82.4	9	7.314	13	8.48	6	84
Switzerland	2	83.4	5	7.487	1	8.89	3	85
Tunisia	65	75.3	111	4.592	111	6.44	74	42
Uruguay	44	77	31	6.379	42	7.79	23	70